

4.8 lpf / 1.28 Gpf

4722FGEV - Elongated Bowl
4721FGVU - Unlined tank
4721FGV - Lined tank

Specifications:

- White vitreous china
- FLUSH GUARD™ overflow protection
- Chrome tank lever
- Siphon jet flush action
- 2" Fully glazed ball pass trapway
- 3" flush valve
- 12" rough-in
- Extra large footprint covers floor marks
- Works with standard plumbing; no special installation required for overflow feature
- 100% factory flush tested
- Specially designed for the use of persons who are blind or have other disabilities
- Toilet seat not included



Overall Dimensions:

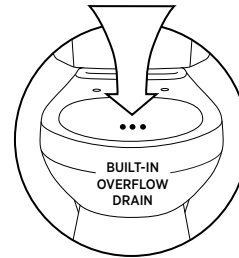
440mm (W) x 760mm (D) x 763mm (H)
17⁷/₈" (W) x 30" (D) x 30" (H)

Compliance Certifications:

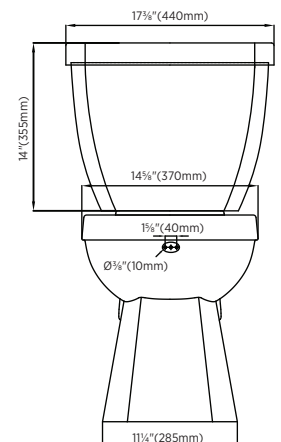
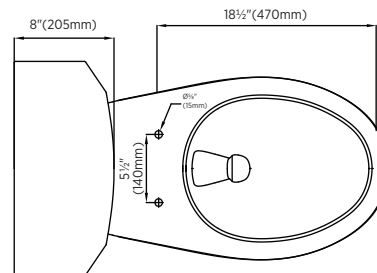
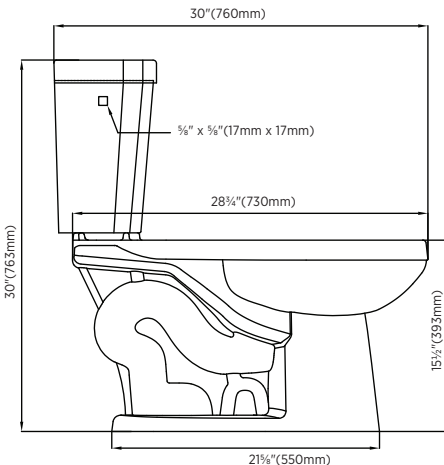
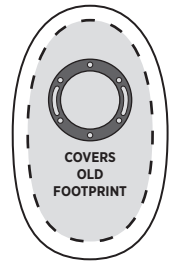
Meets or exceeds the following specs:

- IAPMO cUPC
- ASME A112.19.2-2018/CSA B45.1-18
- MaP tested 1000g
- IGC 252-2018 Overflow Standard
- Built Environment - 2020, Cal Green - 2022 and LEED® v4.1
- EPA WaterSense Specification for Tank-Type Toilets, Version 1.2, June 2, 2014

FLÜSH GUARD™ ANTI-OVERFLOW TOILETS



EXTRA LARGE FOOTPRINT



Notes:

Important: Dimensions of fixtures are nominal and may vary within the range of tolerances established by ANSI standard A112.19.2. These measurements are subject to change or cancellation. No responsibility is assumed for use of superseded or voided pages.